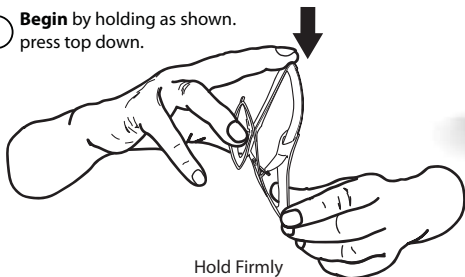
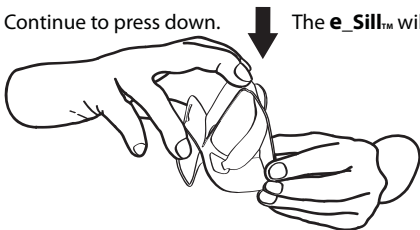


Your e\_Sill™ is fully assembled. Just open and it's ready to use.

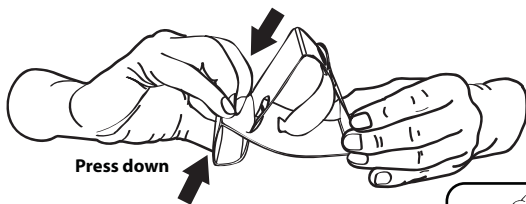
- ① **Begin** by holding as shown.  
press top down.



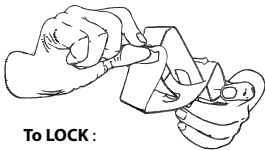
- ② Continue to press down. The e\_Sill™ will take shape.



- ③ **Press down** front of sill to adjust to correct shape.  
Adjust to desired angle and twist back tab to hold angle.



**To Close:** Untwist tab, slide out belt,  
crush flat and store.



**To LOCK :**  
Twist up top of back.